



A11.1

### Sistemas modulares

A JNF tem uma gama completa de ferragens em Aço Inox para construção de módulos sanitários ou gabinetes em painéis fenólicos.

As ferragens são fabricadas em Aço Inox EN 1.4301 e EN 1.4401, no acabamento escovado e em alguns casos mais específicos têm um revestimento superficial de titânio.

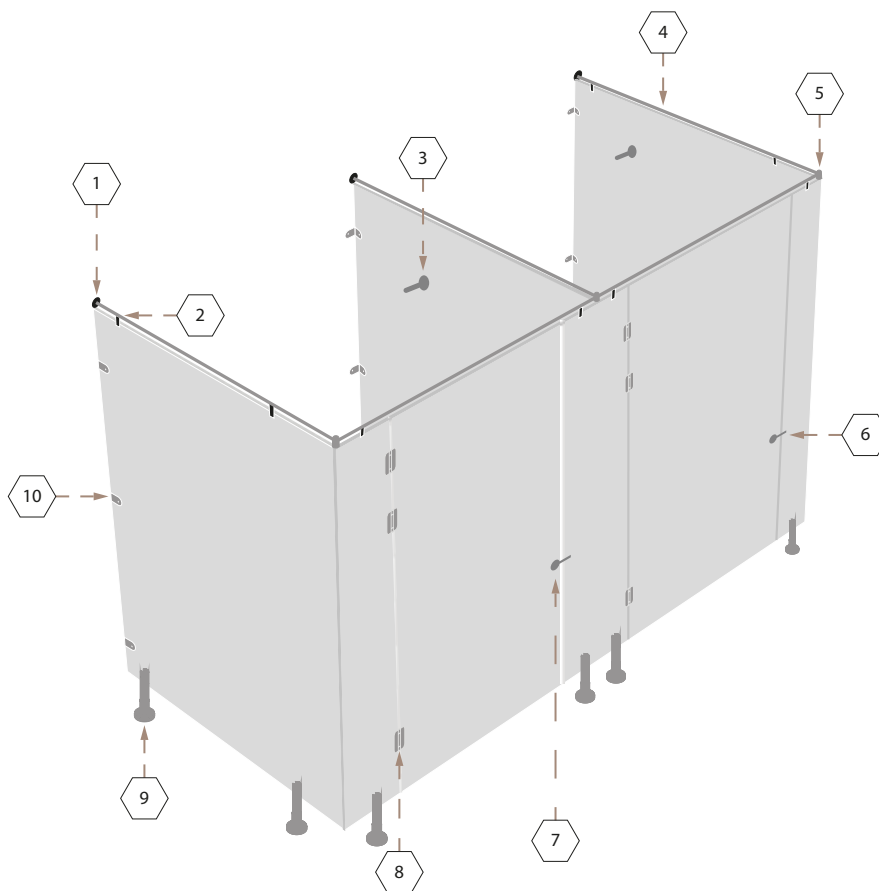
Toda a ferragem é aplicável a painéis com 13 ou 10 mm de espessura.

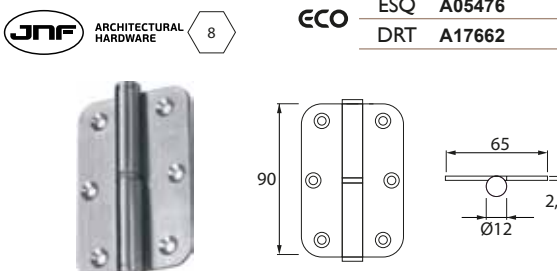
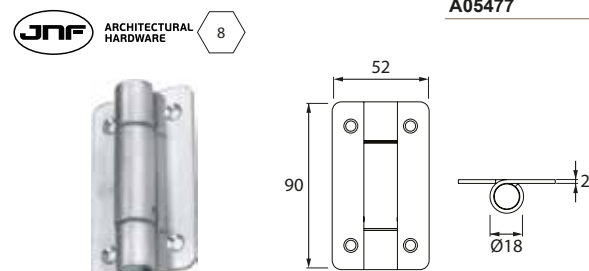
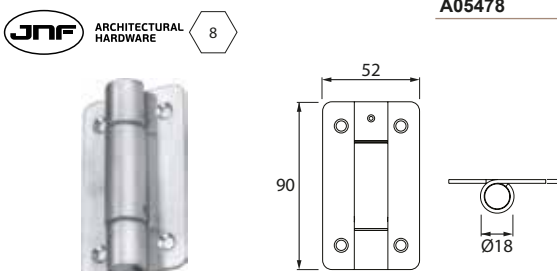
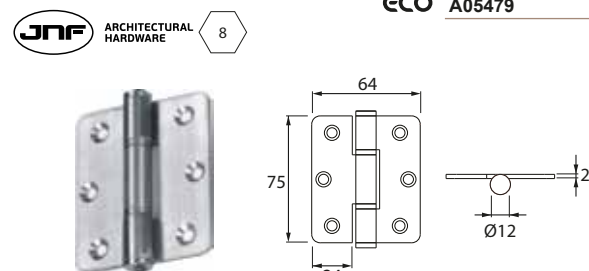
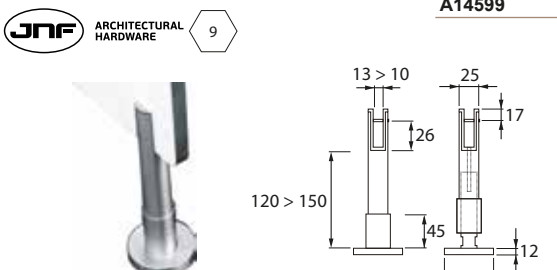
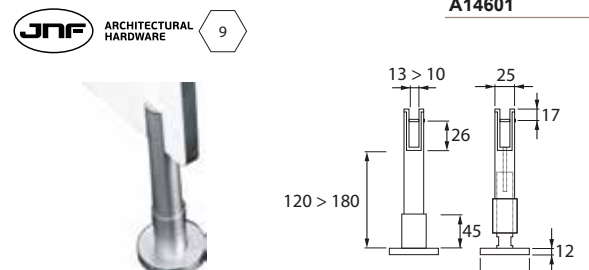
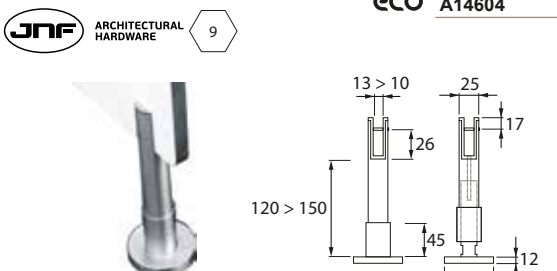
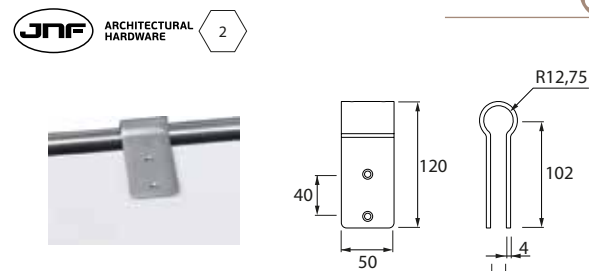
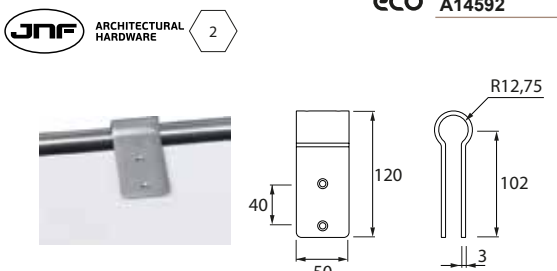
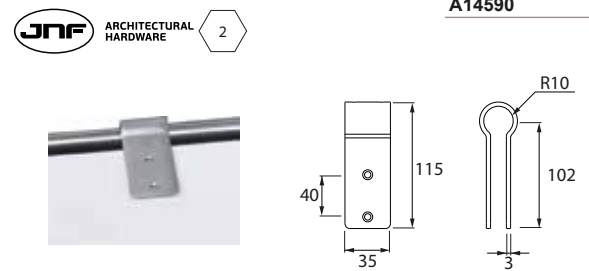
Os tubos estruturais são de diâmetro 19 e 25 mm.


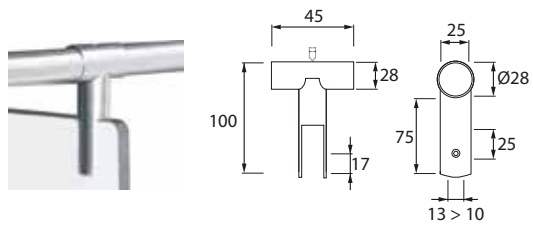

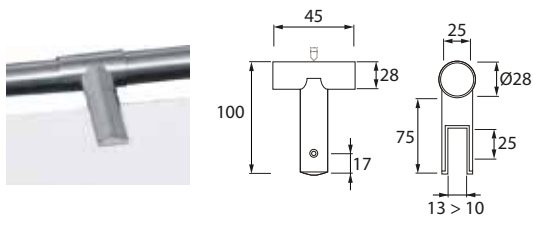



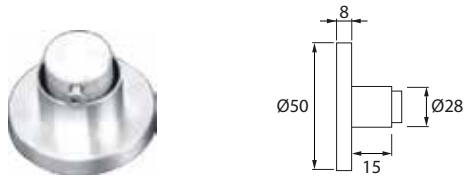

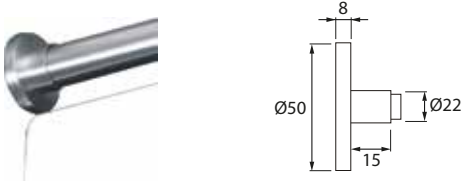

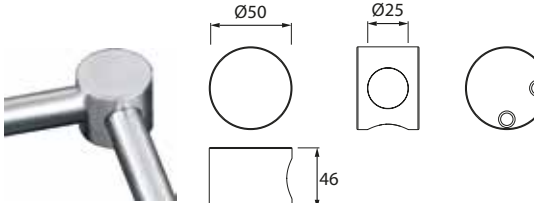

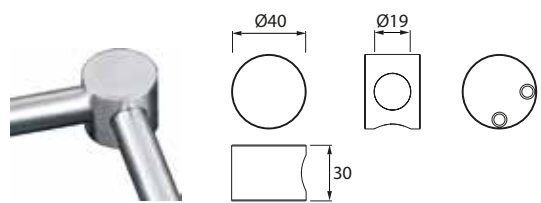

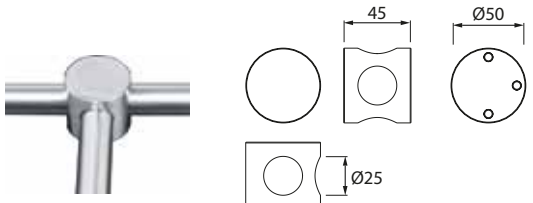

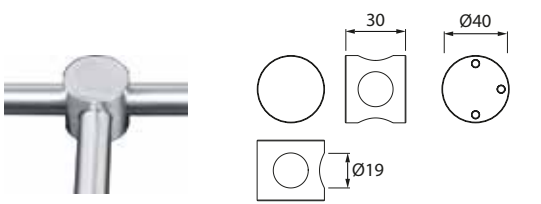

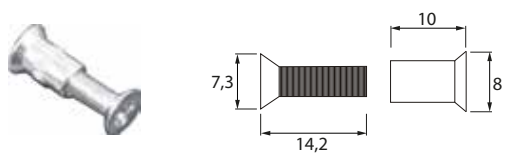


# SISTEMAS MODULARES

## EXEMPLO DE UTILIZAÇÃO DAS FERRAGENS PARA MÓDULOS SANITÁRIOS

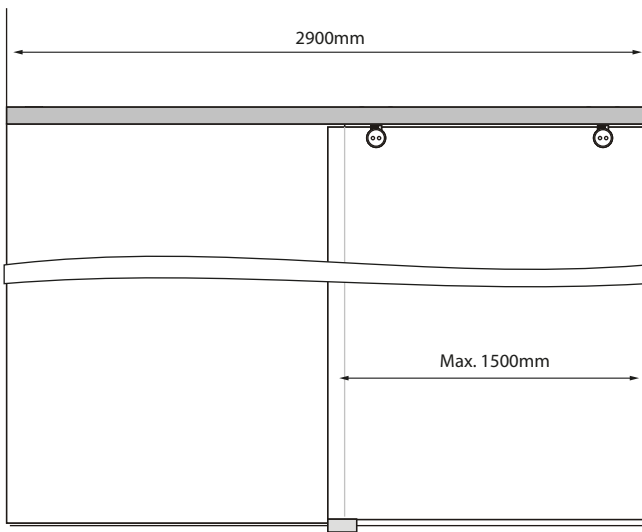


<p><b>DOBRAD. SM.005.A ECO</b> INOX Código</p> <p><b>ECO</b> ESQ <b>A05476</b> DRT <b>A17662</b></p> 	<p><b>DOBRAD. SM.005.B</b> INOX Código</p> <p><b>A05477</b></p> 
<p><b>DOBRAD. SM.005.C c/ MOLA</b> INOX Código</p> <p><b>A05478</b></p> 	<p><b>DOBRAD. SM.005.D ECO</b> INOX Código</p> <p><b>ECO</b> <b>A05479</b></p> 
<p><b>SUPORTE SM.017</b> INOX Código</p> <p><b>A14599</b></p> 	<p><b>SUPORTE SM.017.XL</b> INOX Código</p> <p><b>A14601</b></p> 
<p><b>SUPORTE SM.025 ECO</b> INOX Código</p> <p><b>ECO</b> <b>A14604</b></p> 	<p><b>SUPORTE SM.002</b> INOX Código</p> 
<p><b>SUPORTE SM.002.ECO</b> INOX Código</p> <p><b>ECO</b> <b>A14592</b></p> 	<p><b>SUPORTE SM.002.19</b> INOX Código</p> <p><b>A14590</b></p> 

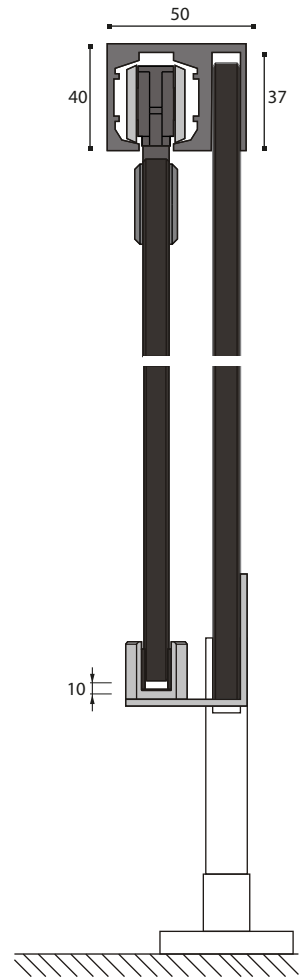
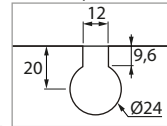
<p><b>SUPORTE SM.012.90</b> INOX Código <b>A14597</b></p>  		<p><b>SUPORTE SM.012.180</b> INOX Código <b>A14596</b></p>  	
<p><b>TUBO 304 25 x 1,5 ESCOVADO</b> INOX Código <b>A16026</b></p>  		<p><b>SUPORTE SM.011.25</b> INOX Código <b>A14595</b></p>  	
<p><b>SUPORTE SM.011.19</b> INOX Código <b>A14594</b></p>  		<p><b>UNIÃO SM.032.25</b> INOX Código <b>A16573</b></p>  	
<p><b>UNIÃO SM.032.19</b> INOX Código <b>A16572</b></p>  		<p><b>UNIÃO SM.033.25</b> INOX Código <b>A16575</b></p>  	
<p><b>UNIÃO SM.033.19</b> INOX Código <b>A16574</b></p>  		<p><b>PARAFUSO LIGAÇÃO SM.040</b> Código <b>A09904</b></p>  	

<p><b>UNIÃO SM.015</b></p> <p>INOX</p> <p>Código</p> <p><b>A16571</b></p>	<p><b>FECHO WC SM.02039 MATE</b></p> <p>ZAMAK</p> <p>Código</p> <p><b>A07907</b></p>
<p><b>FECHO WC SM.026 C/ AVISO</b></p> <p>INOX</p> <p>Código</p> <p><b>A07908</b></p>	<p><b>FECHO WC SM.027 C/ AVISO</b></p> <p>INOX</p> <p>Código</p> <p><b>A07909</b></p>
<p><b>FECHO WC SM.029 CHAVE</b></p> <p>INOX</p> <p>Código</p> <p><b>A07910</b></p>	<p><b>FECHO WC SM.030 C/ AVISO</b></p> <p>INOX</p> <p>Código</p> <p><b>A07911</b></p>
<p><b>SUPORTE SM.004</b></p> <p>INOX</p> <p>Código</p> <p><b>A14593</b></p>	<p><b>SUPORTE SM.044</b></p> <p>INOX</p> <p>Código</p> <p><b>A14606</b></p>
<p><b>SUPORTE SM.014</b></p> <p>INOX</p> <p>Código</p> <p><b>A14598</b></p>	<p><b>SUPORTE SM.024</b></p> <p>INOX</p> <p>Código</p> <p><b>A14603</b></p>

<p><b>SUPORTE SM.034</b> <span style="float: right;">INOX</span> <span style="float: right;">Código</span></p> <p style="text-align: center;"><b>A14605</b></p>	<p><b>PERFIL SM.101</b> <span style="float: right;">INOX</span> <span style="float: right;">Código</span></p> <p style="text-align: center;"><b>A11287</b></p> <p style="text-align: center;"><b>ALUMÍNIO</b> <b>A18701</b></p>
<p><b>PERFIL SM.103</b> <span style="float: right;">ALUMÍNIO</span> <span style="float: right;">Código</span></p> <p style="text-align: center;"><b>A11289</b></p>	<p><b>PERFIL Z07</b> <span style="float: right;">ALUMÍNIO</span> <span style="float: right;">Código</span></p> <p style="text-align: center;"><b>A11067</b></p>
<p><b>CABIDE SM.008</b> <span style="float: right;">INOX</span> <span style="float: right;">Código</span></p> <p style="text-align: center;"><b>A02004</b></p>	<p><b>CABIDE IN.14.529.ECO</b> <span style="float: right;">INOX</span> <span style="float: right;">Código</span></p> <p style="text-align: center;"><b>ECO A01991</b></p>
<p><b>CABIDE IN.14.530.ECO</b> <span style="float: right;">INOX</span> <span style="float: right;">Código</span></p> <p style="text-align: center;"><b>ECO A01992</b></p>	<p><b>CABIDE IN.14.521</b> <span style="float: right;">INOX</span> <span style="float: right;">Código</span></p> <p style="text-align: center;"><b>GOLD A18065</b> <b>BLACK A18066</b></p>
<p><b>PUXADOR SM.019</b> <span style="float: right;">INOX</span> <span style="float: right;">Código</span></p> <p style="text-align: center;"><b>A13405</b></p>	<p><b>PUXADOR SM.020</b> <span style="float: right;">INOX</span> <span style="float: right;">Código</span></p> <p style="text-align: center;"><b>A13406</b></p>




Furos na porta



CALHA P/ FENÓLICO

ALUMÍNIO



ROLDANAS C/ SUPORTE



TRAVÕES



SUPORTES DE PAREDE

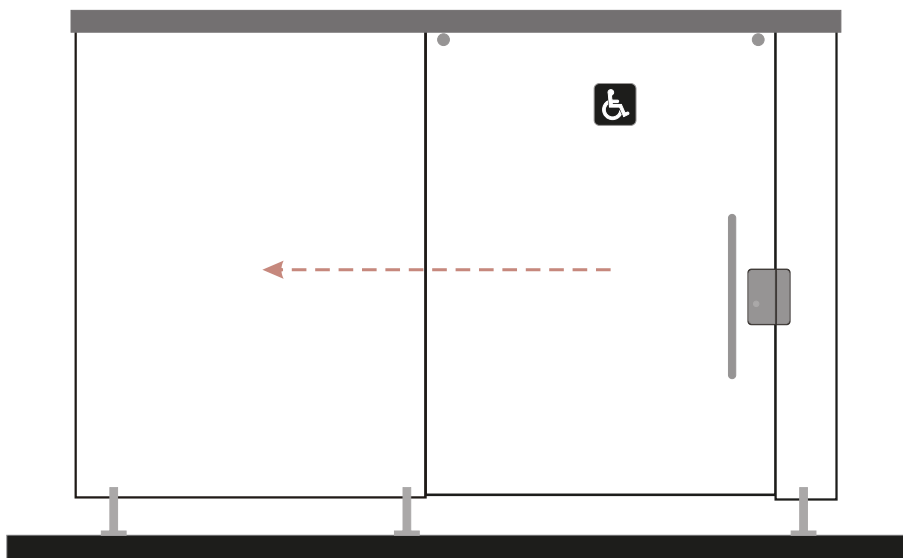


GUIA INFERIOR



# SISTEMAS MODULARES

## CABINES SANITÁRIAS C/ PORTAS DE CORRER



<b>FECHADURA SM.036</b>	ALUMÍNIO	Código	<b>FECHADURA SM.037 YALL</b>	INOX	Código
<b>A06975</b>			<b>A06976</b>		
<b>CHAPA TESTA SM.038</b>	INOX	Código	<b>FECHO WC IN.04.110</b>	INOX	Código
<b>A03019</b>			<b>A07883</b>		
APLICAÇÃO: SM.036 e SM.037					